

**RULON SCORED ACOUSTICAL CEILING SYSTEM**  
**ALURATONE 830, 840 & 850 MICRO GROOVE**  
**ARCHITECTURAL SPECIFICATIONS**

**PART 1 - GENERAL**

- A. The Rulon Aluratone Ceiling Systems covered by this specification shall be the products of the Rulon International, World Commerce Center, 2000 Ring Way Road, St. Augustine, FL 32092. Phone: 800-227-8566, 904-584-1400, Fax: 904-584-1499, www.rulonco.com.
- B. The General Conditions and the requirements of Division 1 of the specifications shall apply to all work hereunder.
- C. All work shall be performed in accordance with the manufacturer's instructions, and in a manner satisfactory to the owner's representative.

**1.01 SCOPE**

- A. Rulon International shall furnish all Rulon Wood Veneer Acoustical Ceiling Panel assemblies necessary to complete installation by the contractor, in accordance with plans and specifications. Heavy duty 15/16" (24mm) T-rails, as required, shall be supplied by the contractor.

**1.02 RELATED WORK NOT INCLUDED UNDER THIS SECTION**

- A. Suspension systems and components for ceilings other than the manufacturer's Aluratone ceiling system are not included.

**1.03 QUALITY ASSURANCE**

- A. **Installer Qualifications:** The installer shall be a firm with a minimum of two (2) years of successful experience in installation of products with similar requirements to this project. The installer shall be acceptable to the architect, manufacturer, and owner's representative.
- B. **Fire Performance Characteristics:** When specified as "Fire Resistant", Rulon Aluratone Acoustical Ceiling Panels shall conform to Class 1, or A flame spread rating, when tested according to ASTM E-84.
- C. **Environmental Standards:** When required, veneer panel components shall originate from well managed forests as certified by accredited and recognized industry certifying organizations.

#### 1.04 PROJECT CONDITIONS

- A. Installation shall be done only when the temperature and humidity closely approximate the interior conditions that will exist when the building is occupied. The heating and cooling systems shall be operating before, during, and after installation, with the humidity of the interior spaces maintained between 25% and 55%, temperature between 60 to 90 degrees F.
- B. It is important that area have proper ventilation, especially in high moisture areas. There shall be no excessive build up of heat in the space.
- C. Prior to the start of installation, all exterior windows and doors are to be in place, glazed, and weather-stripped. The roof is to be watertight, and all wet trades' work is to be completed, and thoroughly dry.
- D. Mechanical, electrical, and other utility service installations above the ceiling plane shall have been completed. No materials should rest or wrap around, the ceiling suspension components or connecting hangers.

#### 1.05 COORDINATION OF WORK

- A. The layout and installation of Rulon Aluratone Wood Veneer Acoustical Ceiling Panels shall be coordinated with other work penetrating the ceiling. This includes light fixtures or junction boxes, HVAC equipment, and fire protection components.

#### 1.06 SUBMITTALS

- A. Product Data: Rulon International shall provide product specifications and installation instructions for all supplied materials.
- B. Shop Drawings: When required, Rulon International shall supply shop drawings showing Rulon Wood Veneer Ceiling Panel sizes and locations, and other details deemed pertinent to proper installation.
- C. Samples: A 12" (305mm) wide x 12" (305mm) long sample, with finish applied, shall be submitted for approval.

#### 1.07 DELIVERY, STORAGE, AND HANDLING

- A. Rulon Wood Veneer Acoustical Ceiling Panel assemblies shall be delivered to the project site in original, unopened packages.
- B. The Rulon Ceiling Panels shall be stored in a fully enclosed space. For a minimum of seventy-two (72) hours immediately prior to ceiling installation, the Rulon Ceiling Panels shall be stored in the room in which they will be installed. The temperature and humidity of the room shall closely approximate those conditions that will exist when the building is occupied. The Rulon Ceiling Panels shall be stored off the floor.

- C. Care in handling must be exercised to avoid damage.

## 1.08 WARRANTIES

- A. Manufacturer: All materials supplied by the Ceiling Panel manufacturer shall be guaranteed against manufacturing defects for one (1) year. Because of differing site conditions, wood stains and colorings can vary with age, and are excluded from this warranty.
- B. Contractor: All work shall be guaranteed for one (1) year from final acceptance of completed work.

## PART 2 - PRODUCT

### 2.01 CEILING PANELS

- A. The acoustical ceiling panels shall be manufactured by Rulon International, St. Augustine, Florida, PH-1-800-227-8566, 904-584-1400. Panels are manufactured in nominal widths of 1' (305mm) to 4' (1219mm), in lengths up to 10' (3048mm). The Rulon Aluratone Acoustical Ceiling Panels will be made with a [veneer species] face veneer, [veneer cut] [veneer match], applied to a 3/4" (19mm) thick core material. Aluratone 830 Micro Groove will have vertical precision grooved face scoring on 10mm centers. Aluratone 840 Micro Groove will have vertical precision grooved face scoring on 20mm centers. Aluratone 850 Micro Groove will have vertical precision grooved face scoring on 5mm centers. The back of the 3/4"(19mm) material is drilled so that the intersection of the face grooves and back holes will create openings through the panel. Acoustical absorptive black backing is applied in the factory. Wood is a natural product that will undergo changes with variations in the environment. Therefore, all dimension tolerances are  $\pm 1/8"$  (3mm).

### 2.02 SUSPENSION SYSTEMS

- A. The ceiling panels shall be suspended from standard heavy duty 15/16" (24mm) T-rail, hat channel, or furring strips (supplied by contractor). Panels can be made with tongue and groove edges for interconnecting to each panel, or edge banded for applications where reveals between panels are designed.

### 2.03 EDGES, BORDERS, AND PERIMETER TRIMS

- A. Edges, borders and perimeter trims shall be designated by the specifier in accordance with standard design details available. All wood ceiling products specified shall be supplied by the ceiling manufacturer.

## **2.04 FINISHES AND COLORS**

- A. The Aluratone Acoustical Panel face and edge surfaces shall be factory finished with a clear or custom stain as selected by the Architect. Wood is a natural product with variations in grain, texture and color – often ranging from light to dark – thereby affecting the surface look. Product finishes shall be stain or sealer coats – spray applied to a smooth sanded surface.

## **PART 3 - EXECUTION**

### **3.01 PREPARATION**

- A. Ceiling Layout: If required, prior to manufacture, field dimensions shall be taken to determine Panel sizes. The contractor shall measure applicable areas prior to installation to confirm application and location of Panel supports, in accordance with installation instructions.
- B. Coordination: The contractor shall furnish the layout for supports that shall be installed for suspension of ceilings. He shall furnish concrete inserts, steel deck hanger clips, or similar devices for installation, in time to coordinate the work. The contractor shall coordinate with other trades the location of devices which will penetrate the Ceiling Panels or interfere with the installation. Recessed or surface devices located within the ceiling panels are to be located and cut in the field.

### **3.02 INSTALLATION**

- A. General: The contractor shall install materials in accordance with Rulon International printed instructions and architect's drawings. The installation shall comply with applicable regulations and industry standards.

### **3.03 ADJUSTMENT, CLEANING, AND REPAIR**

- A. The contractor shall make final adjustments to level or contours.
- B. Upon completion of installation, all Rulon Acoustical Ceiling Panels shall be cleaned free of dirt, dust, grease, oils, and fingerprints.
- C. All work which cannot be successfully cleaned or repaired shall be removed and replaced.

**3.04 INSPECTION**

- A. Upon completion of installation, the owner's representative shall inspect all finished surfaces to ensure that work has been performed in a manner satisfactory to the owner. Any deficiencies in the installed Ceiling Panels shall be corrected by the contractor at no additional cost to the owner, or to the manufacturer.

**RULON SCORED ACOUSTICAL WALL SYSTEM**  
**ALURATONE 830, 840, & 850 MICRO GROOVE**  
**ARCHITECTURAL SPECIFICATIONS**

**PART 1 - GENERAL**

- A. The Rulon Aluratone Wall Systems covered by this specification shall be the products of the Rulon International, World Commerce Center, 2000 Ring Way Road, St. Augustine, FL 32092. Phone: 800-227-8566, 904-584-1400, Fax: 904-584-1499, www.rulonco.com.
- B. The General Conditions and the requirements of Division 1 of the specifications shall apply to all work hereunder.
- C. All work shall be performed in accordance with the manufacturer's instructions, and in a manner satisfactory to the owner's representative.

**1.01 SCOPE**

- A. Rulon International shall furnish all Rulon Panel assemblies necessary to complete installation by the contractor, in accordance with plans and specifications.

**1.02 RELATED WORK NOT INCLUDED UNDER THIS SECTION**

- A. Suspension systems and components for walls other than the manufacturer's Aluratone wall system are not included.

**1.03 QUALITY ASSURANCE**

- A. **Installer Qualifications:** The installer shall be a firm with a minimum of two (2) years of successful experience in installation of products with similar requirements to this project. The installer shall be acceptable to the architect, manufacturer, and owner's representative.
- B. **Fire Performance Characteristics:** When specified as "Fire Resistant", the Rulon Aluratone Acoustical Wall Panels shall conform to Class 1, or A flame spread rating, when tested according to ASTM E-84.
- C. **Environmental Standards:** When required, veneer panels components shall originate from well managed forests as certified by accredited and recognized industry certifying organizations.

#### **1.04 PROJECT CONDITIONS**

- A. Installation shall be done only when the temperature and humidity closely approximate the interior conditions that will exist when the building is occupied. The heating and cooling systems shall be operating before, during, and after installation, with the humidity of the interior spaces maintained between 25% and 55%, temperature between 60 to 90 degrees F.
- B. It is important that area have proper ventilation, especially in high moisture areas. There shall be no excessive build up of heat in the space.
- C. Prior to the start of installation, all exterior windows and doors are to be in place, glazed, and weather-stripped. The roof is to be watertight, and all wet trades' work is to be completed, and thoroughly dry.
- D. Mechanical, electrical, and other utility service installations behind the wall plane shall have been completed. No materials should rest or wrap around, the wall suspension components.

#### **1.05 COORDINATION OF WORK**

- A. The layout and installation of Rulon Aluratone Wood Veneer Acoustical Wall Panels shall be coordinated with other work penetrating the wall.

#### **1.06 SUBMITTALS**

- A. Product Data: Rulon International shall provide product specifications and installation instructions for all supplied materials.
- B. Shop Drawings: When required, Rulon International shall supply shop drawings showing Rulon Wood Veneer Wall Panel sizes and locations, and other details deemed pertinent to proper installation.
- C. Samples: A 12" (305mm) wide x 12" (305mm) long sample, with finish applied, shall be submitted for approval.

#### **1.07 DELIVERY, STORAGE, AND HANDLING**

- A. Rulon Wood Veneer Acoustical Wall Panel assemblies shall be delivered to the project site in original, unopened packages.
- B. The Rulon Wall Panels shall be stored in a fully enclosed space. For a minimum of seventy-two (72) hours immediately prior to the wall installation, the Rulon Wall Panels shall be stored in the room in which they will be installed. The temperature and humidity of the room shall closely approximate those conditions that will exist when the building is occupied. The Rulon Wall Panels shall be stored off the floor.
- C. Care in handling must be exercised to avoid damage.

## 1.08 WARRANTIES

- A. Manufacturer: All materials supplied by the Wall Panel manufacturer shall be guaranteed against manufacturing defects for one (1) year. Because of differing site conditions, wood stains and colorings can vary with age, and are excluded from this warranty.
- B. Contractor: All work shall be guaranteed for one (1) year from final acceptance of completed work.

## PART 2 - PRODUCT

### 2.01 WALL PANELS

- A. The acoustical wall panels shall be manufactured by Rulon International, St. Augustine, Florida, PH-1-800-227-8566, 904-584-1400, Panels are manufactured in nominal widths of 1' (305mm) to 4' (1219mm), in lengths up to 10' (3048mm). The Rulon Aluratone Acoustical Wall Panels will be made with a [veneer species] face veneer, [veneer cut] [veneer match], applied to a 3/4" (19mm) thick core material. Aluratone 830 Micro Groove will have vertical precision grooved face scoring on 10mm centers. Aluratone 840 Micro Groove will have vertical precision grooved face scoring on 20mm centers. Aluratone 850 Micro Groove will have vertical precision grooved face scoring on 5mm centers. The back of the 3/4" (19mm) material is drilled so that the intersection of the face grooves and back holes will create openings through the panel. Acoustical absorptive black backing is applied in the factory. Wood is a natural product that will undergo changes with variations in the environment. Therefore, all dimension tolerances are  $\pm 1/8"$  (3mm).

### 2.02 INSTALLATION SYSTEMS

- A. The wall panels can be made with tongue and groove edges for interconnecting to each panel, or edge banded for applications where reveals between panels are designed.

### 2.03 EDGES, BORDERS, AND PERIMETER TRIMS

- A. Edges, borders and perimeter trims shall be designated by the specifier in accordance with standard design details available. All wood wall products specified shall be supplied by the wall manufacturer.



## **2.04 FINISHES AND COLORS**

- A. The Aluratone Acoustical Panel face and edge surfaces shall be factory finished with a clear or custom stain as selected by the Architect. Wood is a natural product with variations in grain, texture and color – often ranging from light to dark – thereby affecting the surface look. Product finishes shall be stain or sealer coats – spray applied to a smooth sanded surface.

## **PART 3 - EXECUTION**

### **3.01 PREPARATION**

- A. Wall Layout: If required, prior to manufacture, field dimensions shall be taken to determine Panel sizes. The contractor shall measure applicable areas prior to installation to confirm application and location of Panel supports, in accordance with installation instructions.
- B. Coordination: The contractor shall coordinate with other trades the location of devices which will penetrate the Wall Panels or interfere with the installation. Recessed or surface devices located within the wall panels are to be located and cut in the field.

### **3.02 INSTALLATION**

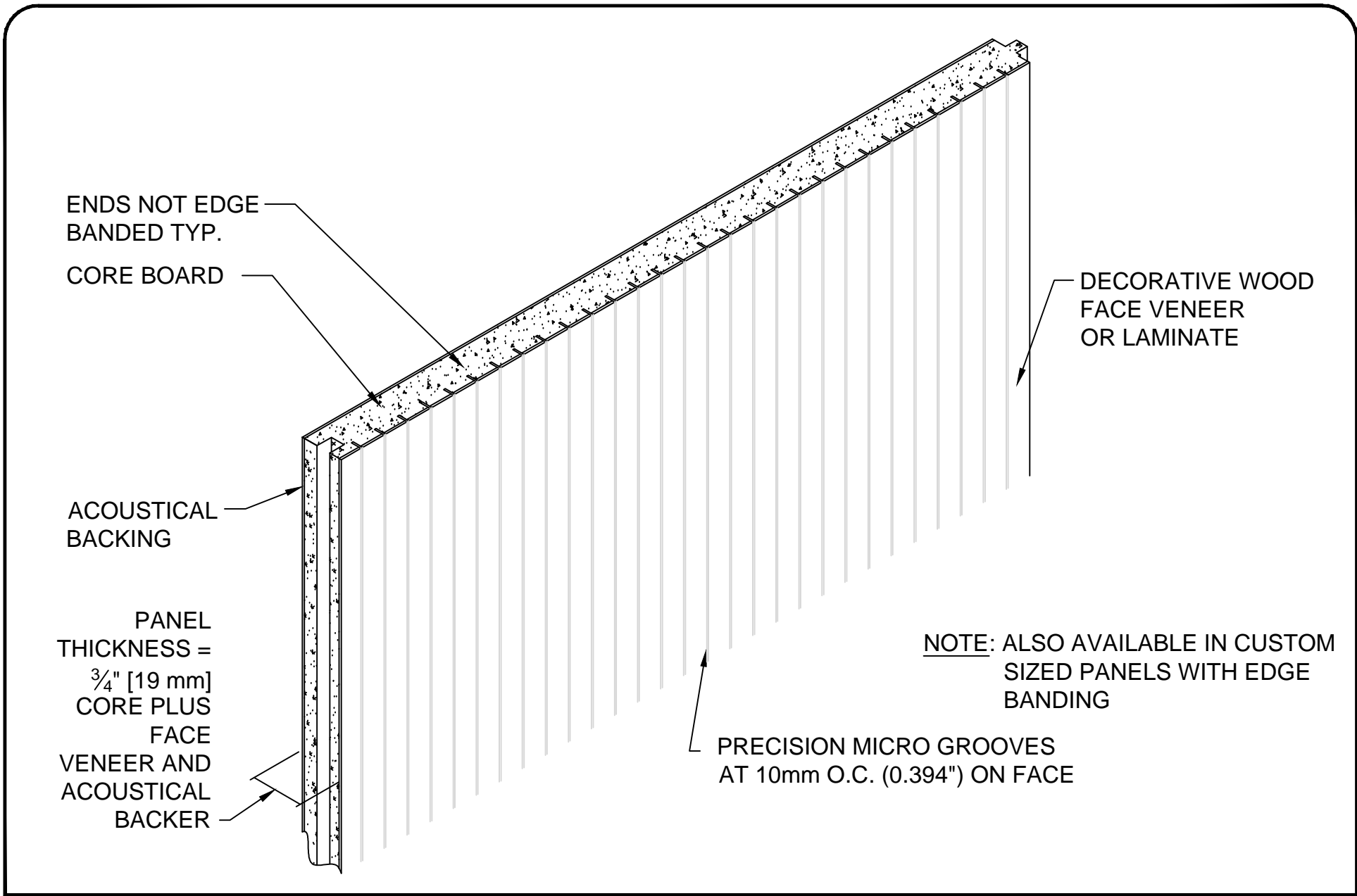
- A. General: The contractor shall install materials in accordance with Rulon International printed instructions and architect's drawings. The installation shall comply with applicable regulations and industry standards.


### **3.03 ADJUSTMENT, CLEANING, AND REPAIR**

- A. The contractor shall make final adjustments to level or contours.
- B. Upon completion of installation, all Rulon Acoustical Wall Panels shall be cleaned free of dirt, dust, grease, oils, and fingerprints.
- C. All work which cannot be successfully cleaned or repaired shall be removed and replaced.

### **3.04 INSPECTION**

- A. Upon completion of installation, the owner's representative shall inspect all finished surfaces to ensure that work has been performed in a manner satisfactory to the owner. Any deficiencies in the installed Wall Panels shall be corrected by the contractor at no additional cost to the owner, or to the manufacturer.



 <p><b>RULON INTERNATIONAL</b></p>	World Commerce Center 2000 Ring Way Road St. Augustine, FL 32092 Ph: 1-800-227-8566 904-584-1400 Fax: 904-584-1499 www.rulonco.com info@rulonco.com	PROJECT:	ISSUE DATE:	DRAWN BY: <b>CAP</b>	PROJECT NUMBER:
	TITLE: <b>Aluratone 830 Micro Groove Tongue and Groove Panel - Isometric View</b>	REVISION DATE: <b>FEB/03/2014</b>	CHECKED BY: <b>TDA</b>	DRAWING NUMBER: <b>A83S0009</b>	

ENDS NOT EDGE  
BANDED TYP.

CORE BOARD

DECORATIVE WOOD  
FACE VENEER  
OR LAMINATE

ACOUSTICAL  
BACKING

PANEL  
THICKNESS =  
3/4" [19 mm]  
CORE PLUS  
FACE  
VENEER AND  
ACOUSTICAL  
BACKER

NOTE: ALSO AVAILABLE IN CUSTOM  
SIZED PANELS WITH EDGE  
BANDING

PRECISION MICRO GROOVES  
AT 20mm O.C. (0.787") ON FACE

World Commerce Center  
2000 Ring Way Road  
St. Augustine, FL 32092  
Ph: 1-800-227-8566  
904-584-1400  
Fax: 904-584-1499  
www.rulonco.com  
info@rulonco.com



RULON INTERNATIONAL

PROJECT:

ISSUE DATE:

DRAWN BY:

PROJECT NUMBER:

CAP

TITLE: Aluratone 840 Micro Groove  
Tongue and Groove Panel -  
Isometric View

REVISION DATE:

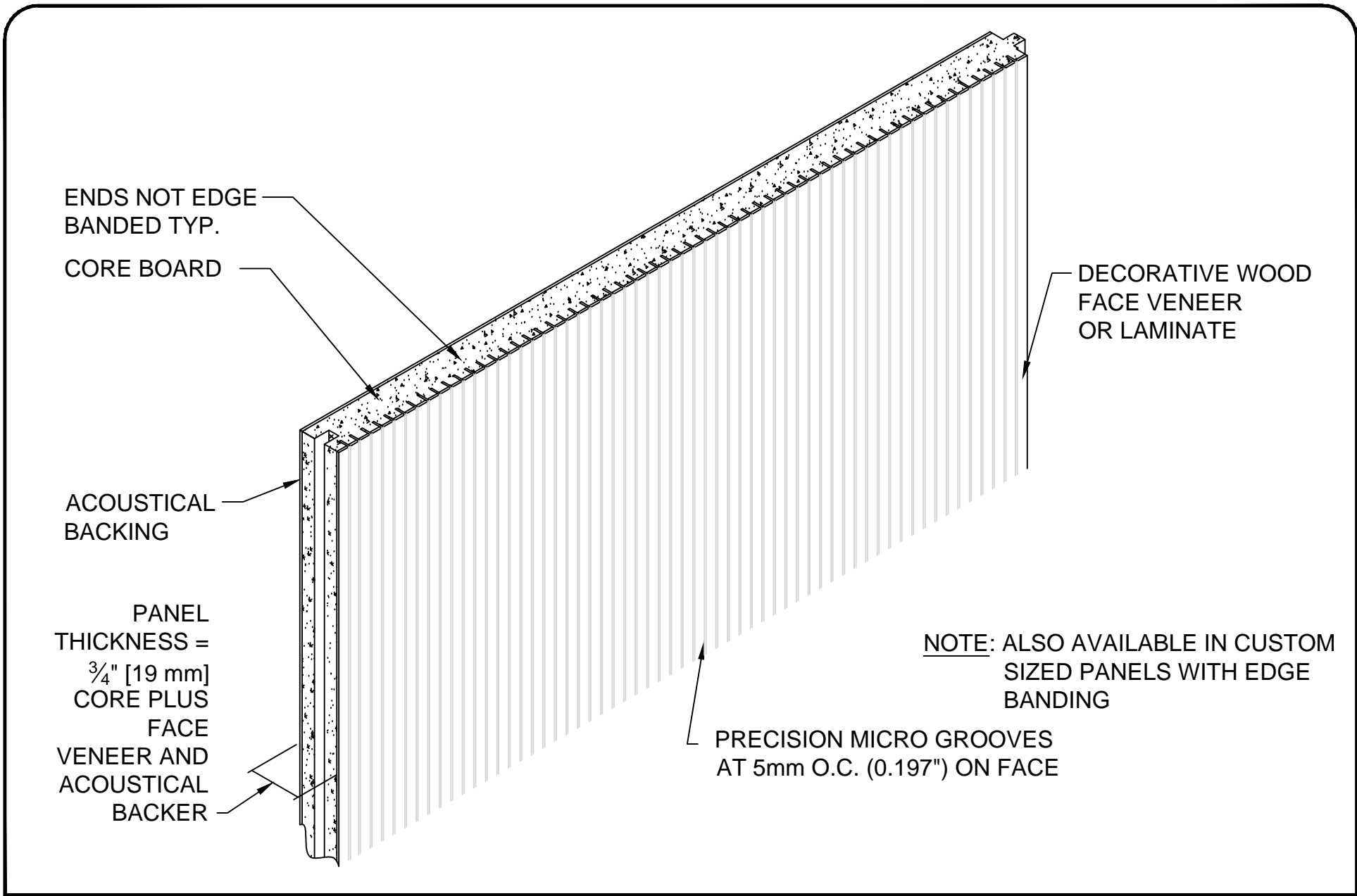
CHECKED BY:


DRAWING NUMBER:

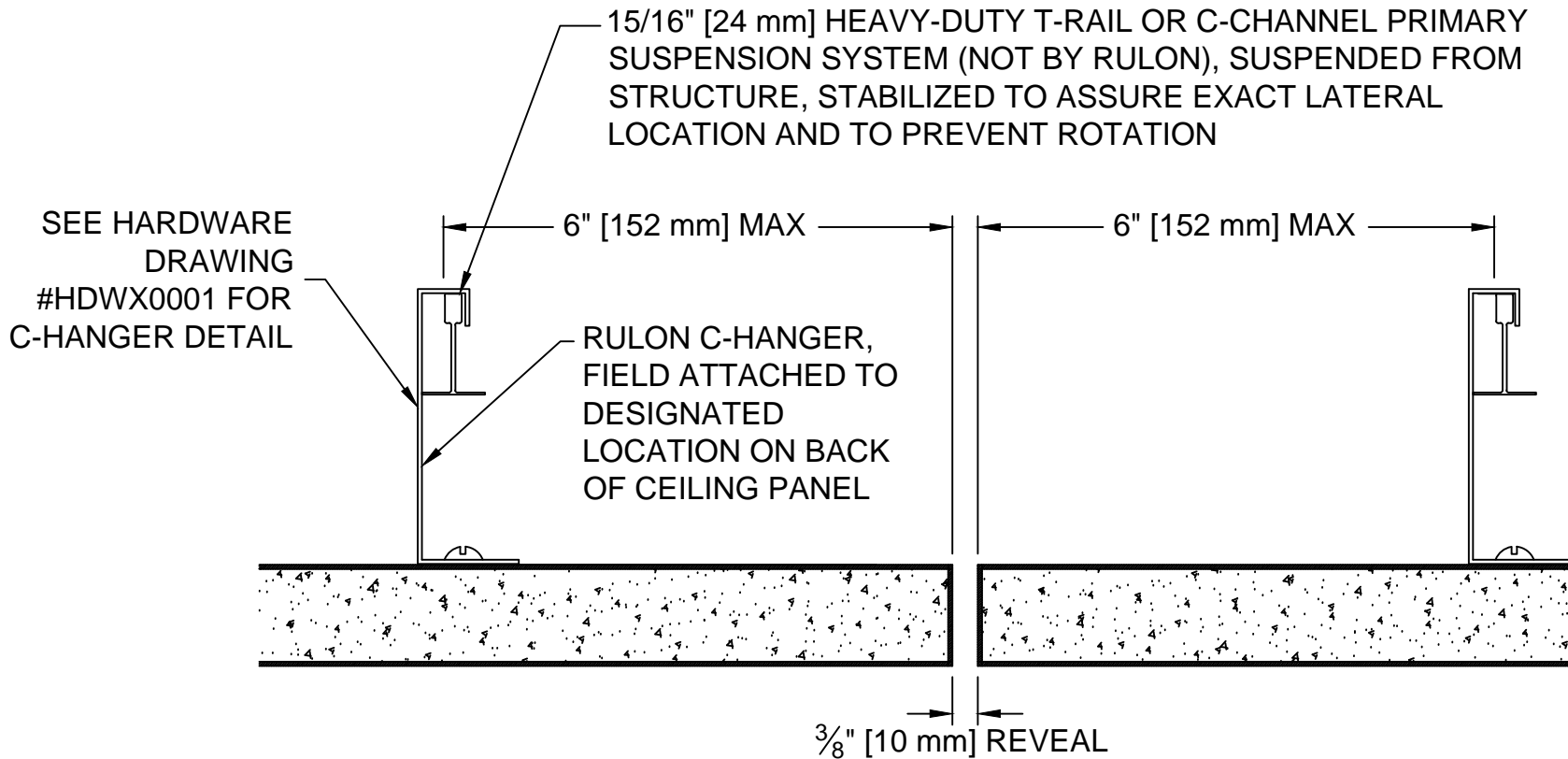
FEB/03/2014

TDA

A84S0009



 <p><b>RULON INTERNATIONAL</b></p>	World Commerce Center 2000 Ring Way Road St. Augustine, FL 32092 Ph: 1-800-227-8566 904-584-1400 Fax: 904-584-1499 www.rulonco.com info@rulonco.com	PROJECT:	ISSUE DATE:	DRAWN BY: <b>CAP</b>	PROJECT NUMBER:
	TITLE: <b>Aluratone 850 Micro Groove Tongue and Groove Panel - Isometric View</b>	REVISION DATE: <b>FEB/03/2014</b>	CHECKED BY: <b>TDA</b>	DRAWING NUMBER: <b>A85S0009</b>	



RULON INTERNATIONAL

World Commerce Center  
 2000 Ring Way Road  
 St. Augustine, FL 32092  
 Ph: 1-800-227-8566  
 904-584-1400  
 Fax: 904-584-1499  
 www.rulonco.com  
 info@rulonco.com

PROJECT:

TITLE:

C-Hanger Mounting Detail

ISSUE DATE:

REVISION DATE:

SEP/13/2012

DRAWN BY:

CAP

CHECKED BY:

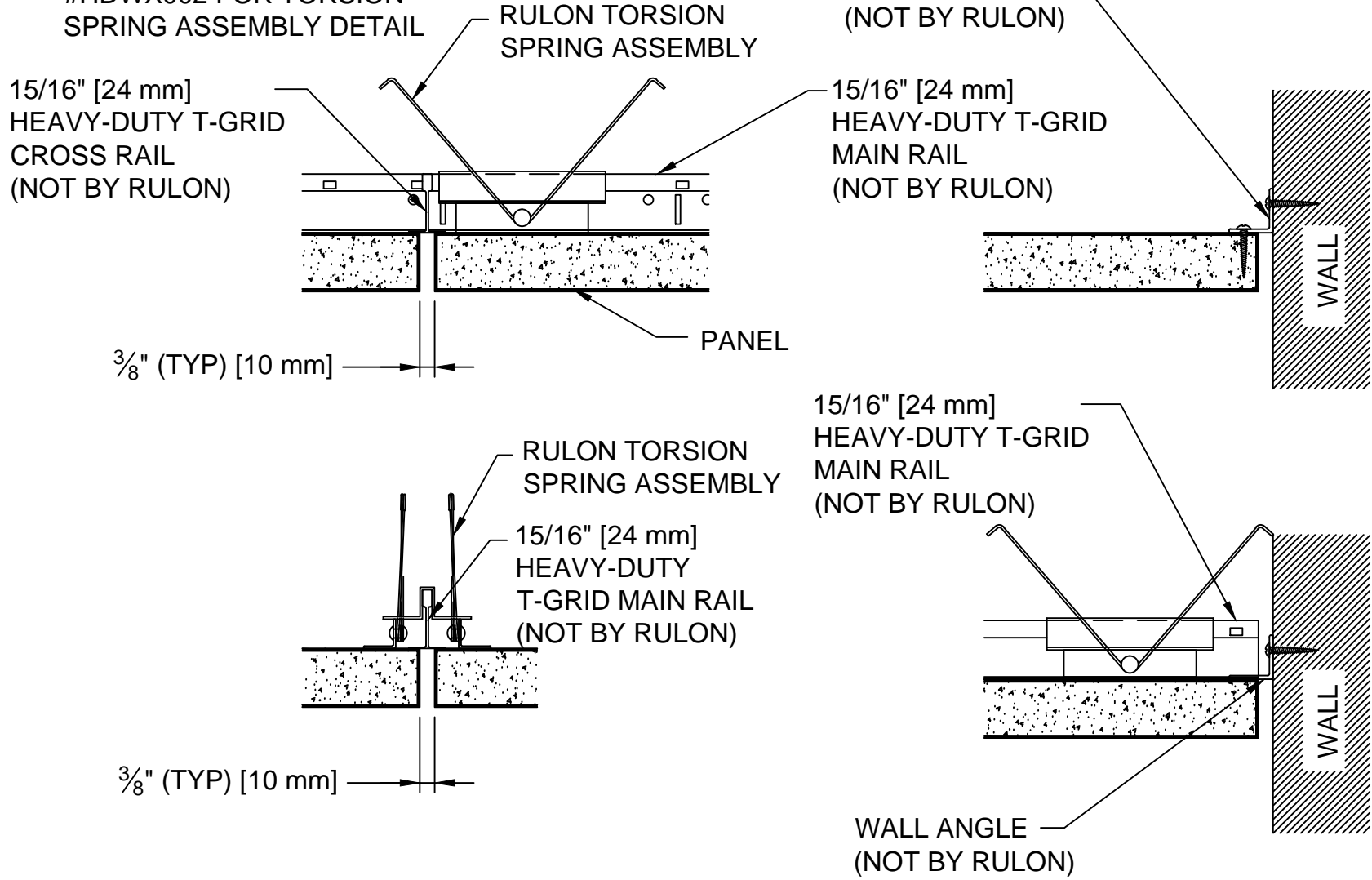
TA

PROJECT NUMBER:

DRAWING NUMBER:

AXXX0011

NOTE:  
SEE HARDWARE DRAWING  
#HDWX002 FOR TORSION  
SPRING ASSEMBLY DETAIL



**RULON INTERNATIONAL**

World Commerce Center  
2000 Ring Way Road  
St. Augustine, FL 32092  
Ph: 1-800-227-8566  
904-584-1400  
Fax: 904-584-1499  
www.rulonco.com  
info@rulonco.com

PROJECT:

TITLE: **Torsion Spring Mounting Detail -  
Flush**

ISSUE DATE:

REVISION DATE:  
**SEP/13/2012**

DRAWN BY:

**CAP**

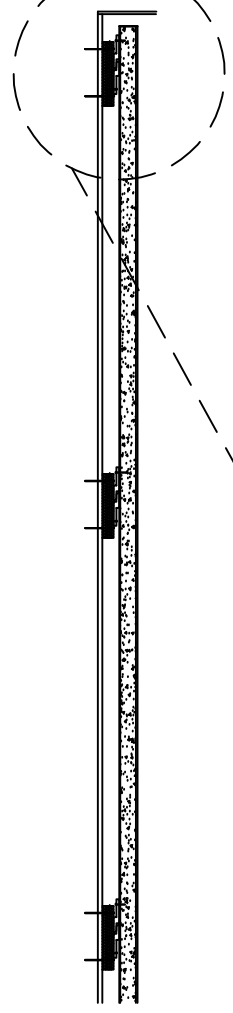
CHECKED BY:

**TA**

PROJECT NUMBER:

DRAWING NUMBER:

**AXXX0012**

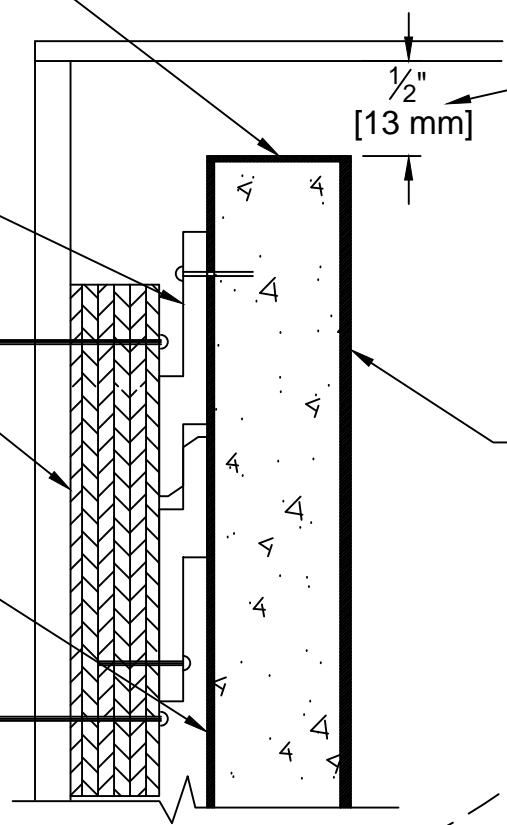


MATCHING  
VENEER  
EDGE BAND

RULON Z-CLIPS  
FIELD INSTALLED

BLOCKING AS  
NECESSARY  
(BY OTHERS)

BALANCING  
VENEER ON  
BACK



REQUIRED SPACE  
TO INSTALL  
PANELS (LIFT  
PANEL AND  
ENGAGE ONTO  
Z-CLIPS)

RULON PANEL  
FACE

NOTE:  
SEE HARDWARE  
DRAWING #HDWX0003  
FOR Z-CLIP DETAIL



RULON INTERNATIONAL

World Commerce Center  
2000 Ring Way Road  
St. Augustine, FL 32092  
Ph: 1-800-227-8566  
904-584-1400  
Fax: 904-584-1499  
www.rulonco.com  
info@rulonco.com

PROJECT:

TITLE: **Z-Clip Mounting Detail**

ISSUE DATE:

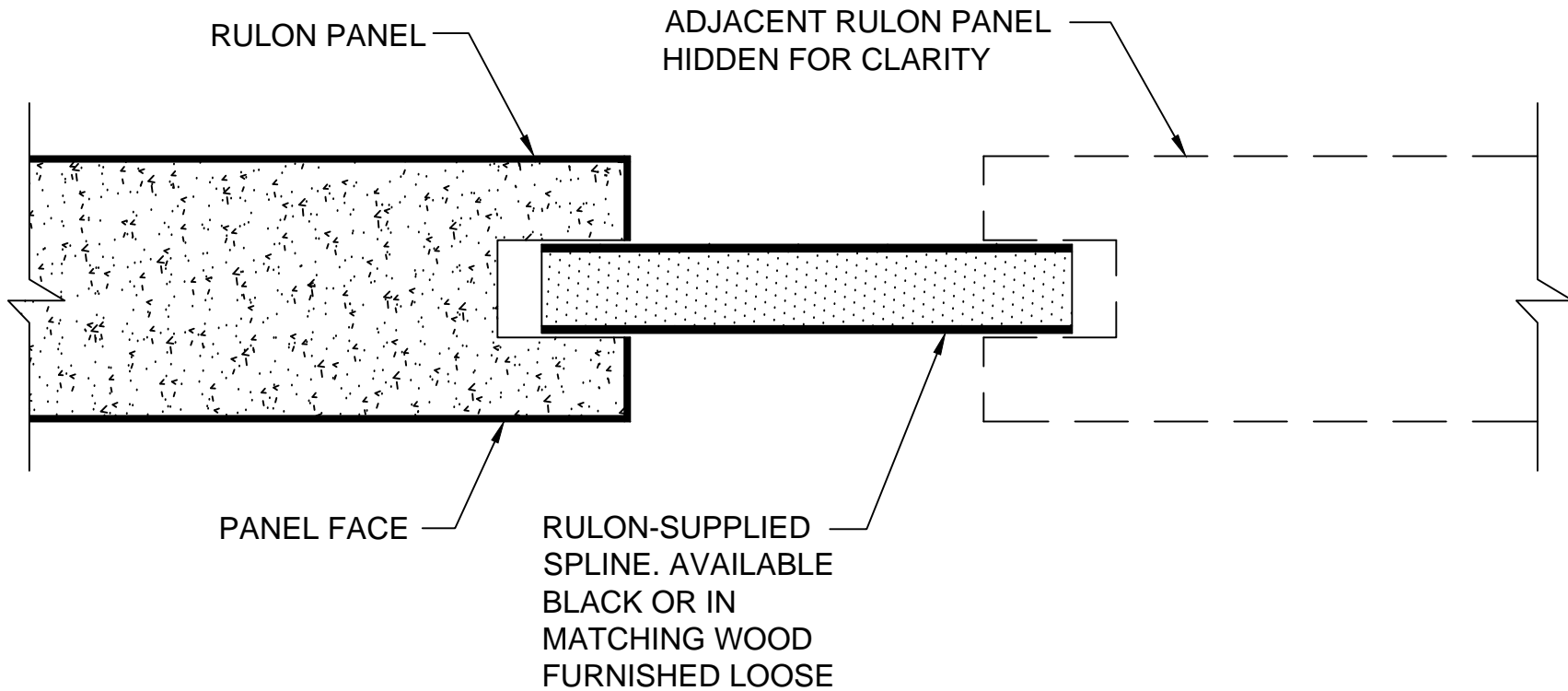
REVISION DATE:  
**SEP/13/2012**

DRAWN BY:  
**CAP**

CHECKED BY:  
**TA**

PROJECT NUMBER:

DRAWING NUMBER:  
**AXXX0013**



**RULON INTERNATIONAL**

World Commerce Center  
 2000 Ring Way Road  
 St. Augustine, FL 32092  
 Ph: 1-800-227-8566  
 904-584-1400  
 Fax: 904-584-1499  
 www.rulonco.com  
 info@rulonco.com

PROJECT:

TITLE: **Side Spline Detail**

ISSUE DATE:

REVISION DATE:  
**SEP/13/2012**

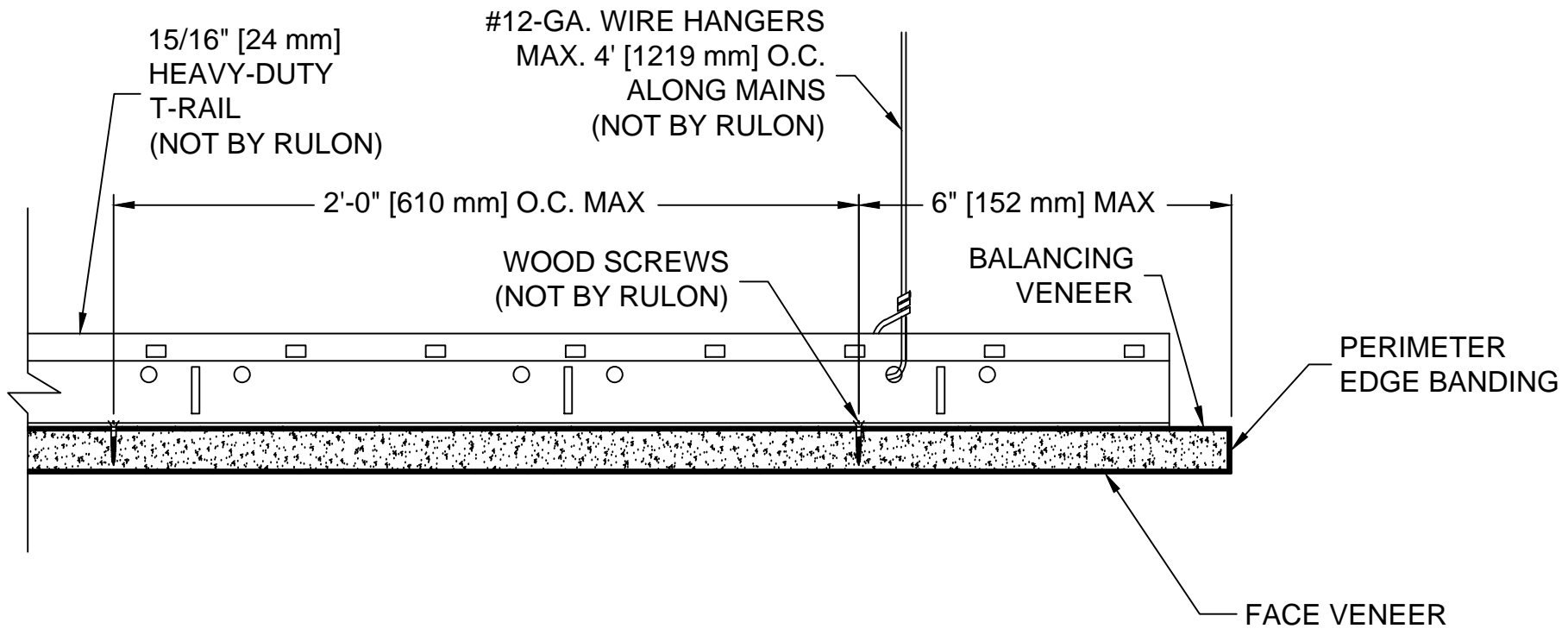
DRAWN BY:  
**CAP**

CHECKED BY:  
**TA**

PROJECT NUMBER:

DRAWING NUMBER:  
**AXXX0014**





RULON INTERNATIONAL

World Commerce Center  
 2000 Ring Way Road  
 St. Augustine, FL 32092  
 Ph: 1-800-227-8566  
 904-584-1400  
 Fax: 904-584-1499  
 www.rulonco.com  
 info@rulonco.com

PROJECT:

TITLE: **Direct Screw Ceiling Attachment Detail**

ISSUE DATE:

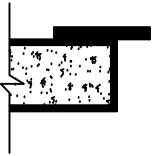
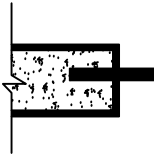

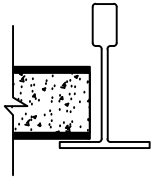
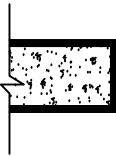

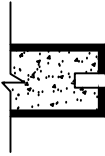
REVISION DATE:  
**SEP/13/2012**


DRAWN BY:  
**CAP**

CHECKED BY:  
**TA**

PROJECT NUMBER:

DRAWING NUMBER:  
**AXXX0015**

<p>Edge-banded Full Depth Tegular</p>	<p>Edge-banded Partial Depth Tegular</p>	<p>Standard Tegular</p>	<p>Lay-in</p>
 <p>Available for Ceilings: 15/16" [24 mm] Grid and 9/16" [14 mm] Grid</p>	 <p>Available for Ceilings: 15/16" [24 mm] GRID AND 9/16" [14 mm] GRID</p>	 <p>Available for Ceilings: 15/16" [24 mm] GRID AND 9/16" [14 mm] GRID</p>	 <p>Available for Ceilings: 15/16" [24 mm] GRID AND 9/16" [14 mm] GRID</p>
<p>Edge-banded</p>	<p>Edge-banded Side Slot</p>	<p>Edge-banded Side Spline</p>	<p>NOTES:</p> <p>1) Heavy Duty Grid Mains to be on Maximum 2' Centers</p> <p>2) These edge conditions apply to 3/4" [19 mm] Thick Panels only</p>
 <p>Available for: Walls and Ceilings (Direct attach, z-clips, C-Hangers, Torsion Springs, etc.)</p>	 <p>Available for Ceilings: 15/16" [24 mm] Grid</p>	 <p>Available for Walls: Accepts Black or Matching Wood Veneer Spline Spacer</p>	

 <p><b>RULON INTERNATIONAL</b></p>	<p>World Commerce Center 2000 Ring Way Road St. Augustine, FL 32092 Ph: 1-800-227-8566 904-584-1400 Fax: 904-584-1499 www.rulonco.com info@rulonco.com</p>	<p>PROJECT:</p>	<p>ISSUE DATE:</p>	<p>DRAWN BY: <b>CAP</b></p>	<p>PROJECT NUMBER:</p>
		<p>TITLE: <b>Edge Conditions Details</b></p>	<p>REVISION DATE: <b>NOV/05/2014</b></p>	<p>CHECKED BY: <b>TDA</b></p>	<p>DRAWING NUMBER: <b>AXXX0016</b></p>