


# ALURATONE DATA SHEET

SYSTEM: ALURATONE | STYLE: 700



Acoustical wood ceiling and wall panels designed to combine the warmth and beauty of wood with excellent acoustical performance.



Aluratone 700 is an acoustical ceiling and wall system with simple, clean drill patterns deliver excellent sound attenuation at a fraction of the cost. The Aluratone 700 system consists of veneered panels with patterned holes drilled into the panel's face and an acoustic nonwoven backer adhered to the back to achieve sound attenuation. Non-drilled sections are provided at borders and coordinated MEP integrations. Up to 48" x 120" panels can be attached to standard heavy duty grid on the ceilings and via [Z-Clips<sup>E</sup>](#) and furring strips on the walls.

Aluratone is only available in veneer.



## DESIGN

Aluratone 700 is a fully-accessible ceiling or wall system unless direct-screw attached. Panels are suspended from grid by [C-Hangers<sup>A</sup>](#), [Torsion Springs & Saddle Clips<sup>B</sup>](#), or direct screw attachment. Ceiling panels can also be manufactured with a variety of edge conditions including edge-banded, tegular, lay-in, and side slot. Wall panels are attached with [Z-Clips<sup>E</sup>](#). Attachment methods may be limited by face profile.



## ACOUSTICS

Aluratone 700 is manufactured with an [Acoustic Nonwoven Backer<sup>C</sup>](#). Acoustical performance can vary, but be up to **NRC-0.80** without additional sound-absorbing materials.



## FIRE PERFORMANCE

Aluratone 700 can be treated to meet **Class A** as per ASTM E-84. Veneers are applied to an FR (Fire Rated) core (typically MDF or Particleboard).



## SUSTAINABILITY

Aluratone 700 contributes to sustainability initiatives like **WELL** and **LEED** through FSC compliance, NAF cores, HPDs, EPDs, and Indoor Advantage Gold certification.



## SEISMIC

Aluratone 700 may meet code compliance via **direct screw attachment** or [Torsion Springs & Saddle Clips<sup>B</sup>](#). Local code should be consulted for additional seismic requirements.



RULON INTERNATIONAL  
2000 RING WAY  
ST. AUGUSTINE, FL. 32092

PHONE: 904-584-1400  
WEB: RULONCO.COM  
EMAIL: INFO@RULONCO.COM

# SPECIFICATION

## COMPONENTS

### HANGERS

#12- gauge wire hangers (contractor-supplied).

### SUSPENSION SYSTEM

Ceiling panels should be suspended using standard 15/16" [24 mm] heavy duty grid (contractor-supplied). Tegular or Lay-in ceilings may be suspended using standard 9/16" [14 mm] heavy duty or 15/16" [24 mm] heavy duty grid (contractor-supplied). Mains for 15/16" [24 mm] heavy duty grid shall be a max of 2' [610 mm] on center.

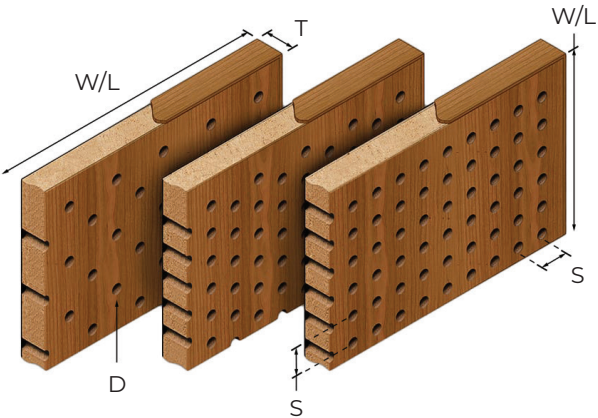
### PANEL PROFILES & DIMENSIONS

Profiles can be customized to meet project requirements. The following details provide dimensional and layout-specific parameters:

SYSTEM	A700
D (DIAMETER) <sup>1</sup>	6mm, 8mm, and 10mm
S (SPACING) <sup>1</sup>	16mm or 32mm O.C.
T (THICKNESS)	3/4"
W/L (MAX WIDTH/LENGTH) <sup>2</sup>	48" / 120"

<sup>1</sup>Custom - Custom diameter and spacing available

<sup>2</sup>W/L - Max width/length are interchangeable



### PANEL CONSTRUCTION

Aluratone 700 is manufactured from premium grade veneers adhered to a wood substrate (typically MDF or Particleboard) and an [Acoustic Nonwoven Backer<sup>C</sup>](#) adhered to the back of the panel. Edgebanding is applied to all exposed edges. Grain direction typically follows the length of the panel.

## INSTALLATION

### ATTACHMENT

Ceiling panels may be suspended from grid using [C-Hangers<sup>A</sup>](#) for Lift & Shift access (see drawing AXXX0011) or [Torsion Springs & Saddle Clips<sup>B</sup>](#) for Downward Access (see drawing AXXX0012). Ceiling panels may also be directly screwed to grid from above (see drawing AXXX0015). Ceiling panels can also be manufactured with a variety of edge conditions including tegular, lay-in, and side slot (see drawing AXXX0016). Wall panels may be attached with [Z-Clips<sup>E</sup>](#) (see drawing AXXX0013). When supplied with tongue and groove, panels may be direct nailed through the tongue into furring supplied by the contractor (see drawing D-272).

### CONDITIONS

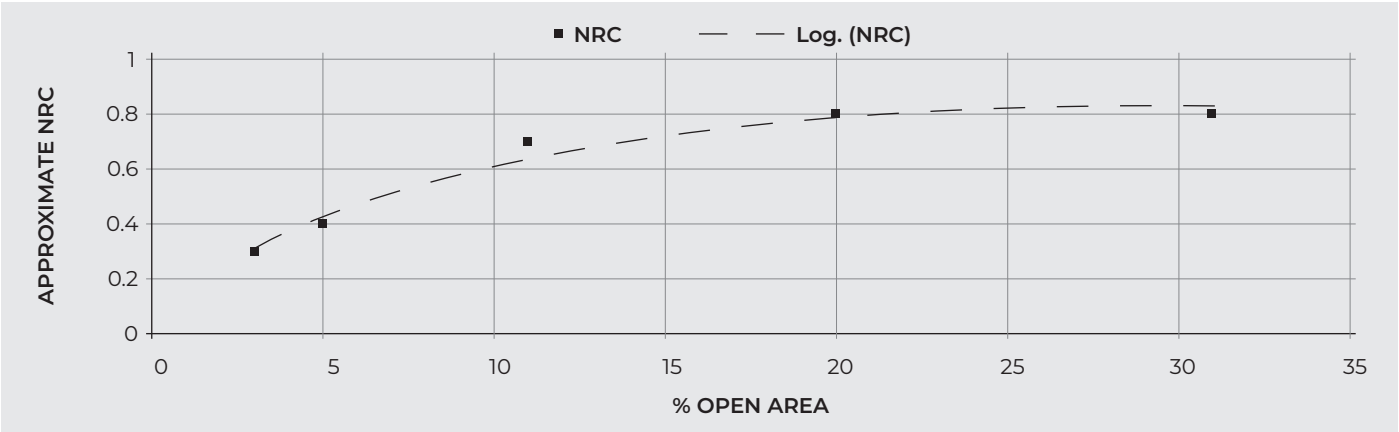
Ceiling termination at a wall or soffit is accomplished with various trims (for example, see drawing D-120).

# SPECIFICATION

## ACOUSTICS

### OPEN AREA & SOUND ATTENUATION

Acoustical performance of Aluratone 700 is dependent on the project design, application, mounting method and sound absorbent material incorporated within the system. For general reference, please see the open area calculation table below (please note, table has been constructed from known NRC values for various products with no additional insulation). Higher NRC values can be achieved with additional sound-absorbing materials and/or specific suspension/attachment methods. Consult Rulon’s technical department for specific data based on project requirements.



## WOOD SELECTIONS

### WOOD SPECIES

Aluratone 700 may be specified in a variety of veneer species. Standard wood species are: Ash, Maple, Red Oak, White Oak, Beech, Poplar, and Cherry. Premium veneers and non-wood laminates are available.

### TEXTURES

Standard surface texture is smooth-sawn. Faces are sanded.

## FINISHING

### WOOD FINISHES

Standard finishes include 20-sheen clear (satin) and 5-sheen clear (matte). A full range of standard colors can be found at [rulonco.com/colorselections](https://www.rulonco.com/colorselections). Custom stains, opaque or semi-transparent colors are also available. All finishes are water based, low VOC-emitting, and do not contain solvents.

# SPECIFICATION

## SHIPPING & STORAGE

### SHIPPING

Aluratone 700 panels are shipped on skids in shrink wrap packaging. Finished surfaces are facing one another with slip sheets between to prevent marring.

### STORAGE

Aluratone 700 shall be stored flat and level, in a fully enclosed space away from sunlight or moisture. For a minimum of seventy-two (72) hours immediately prior to ceiling installation, the packaging shall be opened and the panels shall be stored in the room in which they will be installed. The temperature and humidity of the room shall closely approximate those conditions that will exist when the building is occupied. Panels must be stored off the floor.

---

## COORDINATION

### TEMPERATURE & HUMIDITY

System shall be installed only when the temperature and humidity closely approximate the interior conditions that will exist when the building is occupied. Heating and cooling systems shall be operating before, during, and after installation, with the humidity of the interior spaces maintained between 25 and 55 percent, and a temperature between 60 to 90 degrees F.

---

## NOTES

### SPECIAL NOTES

<sup>A</sup> C-Hangers are suspension hangers that are direct-screwed to the panel and hang over the heavy duty-grid. The hangers are made of spring-steel with phosphate pre-treatment and corrosion-resistant coating.

<sup>B</sup> Torsion Springs and Saddle Clips are two parts of a suspension system in which the torsion spring is direct-screwed to the panel and compressed to attach to the saddle clip that is fitted over the heavy duty-grid. Springs and clips are made of spring-steel with phosphate pre-treatment and corrosion-resistant coating.

<sup>C</sup> Acoustic Nonwoven Backers are thin, sound-absorbing fabrics that can be applied to a substrate in order to increase sound attenuation.

<sup>E</sup> Z-Clips are male/female aluminum attachment clips, similar to a French cleat but with a thinner profile, used to hang wood wall panels on furring strips.

---

# TYPICAL DETAILS

